

Toilet problems at night while camping

The “far, dark, scary...” problem has been resolved!

Defecation outside of the toilet is prohibited!

For everyone's comfort, please refrain from using the restroom outdoors or elsewhere, day or night.

Toilet problems for campers. Do you have any of these problems?

Lodging at auto campgrounds, etc.

Cool mornings and evenings

Increased frequency of toileting

I need to go to the restroom

Sudden rain or snow

Toilet place is far away

You won't want to go to the bathroom.

Patience with toilets

Increased risk of disease occurrence (e.g., economy class syndrome)

Excretion is an important physiological phenomenon. Instead of regulating bowel movements and urination by holding them back, we should create a toilet environment.

With camper toilets, you can take toilet measures comfortably, safely, and cleanly in your car or tent.

About Camper toilet back side

Disaster action guide for foreign visitors to Japan



Disaster in Japan!

What action should you take?

“Disaster preparedness and response in Japan what to do in case of disaster in Japan”

Notice

During a disaster, toilets do not flush! Never do this directly!



Keep calm, act in a safe and secure manner, and each one of you must also be sure to observe good manners!

[Ministry of Tourism]

An emergency situation arises!

Procedures to follow in the event of a disaster

- Disaster information provision application for foreign visitors to Japan (supervised by the Japan Tourism Agency)

[Safty tips]



For iPhone



For Android

⚠ Toilets do not flush during a disaster! be sure to use a camper toilet over it.

⚠ Defecating directly into a toilet that does not flush can cause blockages and foul odors.

⚠ Overflowing excrement can cause infection!



About Camper toilet back side

To RV rental users



The restroom in the car is also a travel companion!

Rental car, too, and connect a pleasant journey to the next one...♪

Thank you for your cooperation!

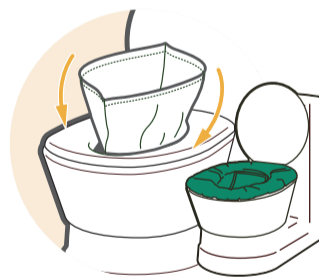
Notice

Use the camper toilet (portable toilet) if you need to use the restroom in the car.



The restrooms in the car are also clean for the comfort of the next user!

Notice for RV rental use - toilet etiquette -



When using the toilet installed in the car, be sure to cover the “camper toilet” before use.

⚠ Please do not flush used camper toilets in public restrooms.



⚠ Please be sure to take them back to the car rental store and dispose of them as combustible garbage.

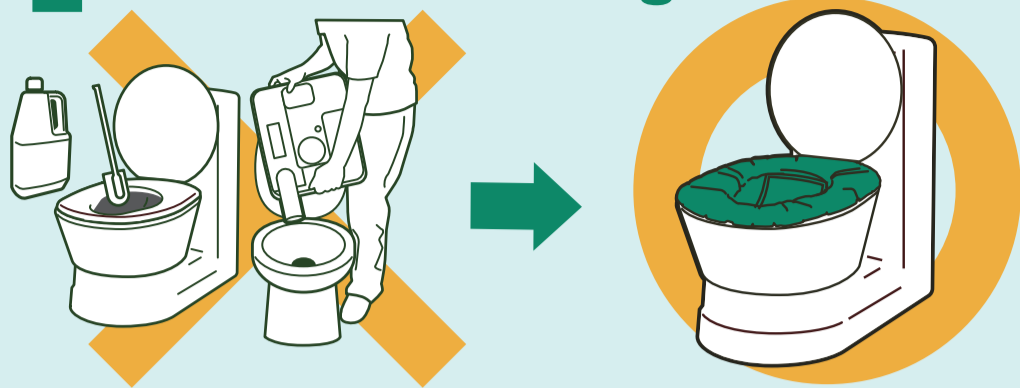
Your cooperation will help us make your trip more comfortable and enjoyable!

If you have any extra camper toilets... please take them home as a souvenir as a reminder of Japanese toilet etiquette! these items will be useful on your next trip or in an emergency...♪

About Camper toilet back side

feature

1 One solution for chemical preparation, tank treatment, and toilet washing!



feature

2 An industry first in Japan! Plant-derived eco-friendly material

It contains 30% "biomass polyethylene" made from sugarcane. CO2 emitted when incinerated is not counted as a global warming gas, depending on the percentage of biomass material.

Official Partner Company of National Parks, Ministry of the Environment

Through the national park official partnership program, the ministry of the environment and private companies and organizations cooperate with each other, and we are making efforts to raise awareness of portable toilets and to create a network.



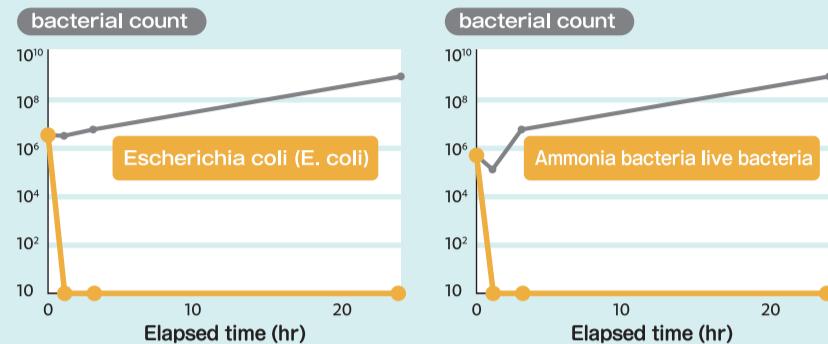
feature

3 Excellent function (antibacterial and deodorizing)

antibacterial

- Normal product polymer
- ECO SanitaClean polymer

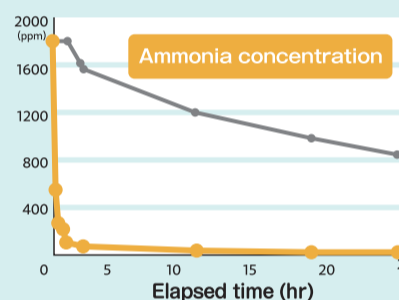
*Test method: Sanyo Kasei blotting culture method



It has an initial antimicrobial effect and is highly effective against ammonia-producing bacteria and is expected to eliminate odors.

deodorization

- Without sheet
- ECO SanitaClean sheet

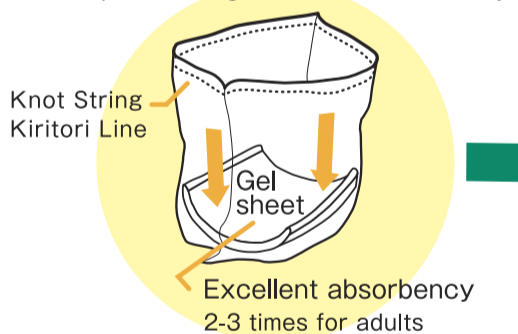


Excellent effect without the use of deodorant

The deodorizing power continues to remain at a barely perceptible odor level after 2 hours.

How to use

Bag and coagulation sheet are bonded together. Just open the bag and use it immediately.



After use, cut the knotted string along the Kiritori line and tie the bag.



Just put it out in the combustible trash*.

*Please check the garbage collection system of your local government.




- Just spread it out.
- Sharing of urine and faeces
- No coagulant required
- No splashing, quiet use
- Lock in the smell
- No leakage



For auto camps and campers

When set up and used in the camper's on-board toilet, there is no need to clean the toilet or tank. This item should be kept in the car as a precaution in case of traffic jams or disasters.



Japanese only / Japan domestic shipping only

Camper Toilet 15pcs
stock number : DG-175
Reference price 3,960 yen (3,600 yen without tax)



VanCon and light camping for tent camping

While utilizing the facility's restrooms during the day, they are also very useful as a restroom solution at night and during inclement weather. A set of highly-sealed zipper bags for storing portable toilets after use.



Japanese only / Japan domestic shipping only

Camper Toilet 3pcs
stock number : DG-176
Reference price 1,067 yen (970 yen without tax)

camper toilet

SOGOSERVICE CO. LTD.
SINCE1982

TEL:+81-3-3274-2448

[Office Hours] 9:30-17:00(weekdays)

Sho Building 3F, 3-14-5 Nihonbashi, Chuo-ku, Tokyo 103-0027
<https://s-service.co.jp>